

Our new DUO wall mounted receptacle in 16 and 32 A versions Switch now - it's easy

Head for the future with the new DUO

Our DUO wall mounted receptacle has been reliably doing duty across multiple industries for many years. We've now completely redesigned and optimised these receptacles, which come in 16 A and 32 A versions with 3, 4, or 5 poles. The enclosure bases of our wall mounted receptacles come with standardized dimensions that match those of the older DUO models. This lets you easily replace existing DUO receptacles with the new ones.

We've prepared a table to help you transition. The older article numbers are listed on the left, and the new ones that have replaced them are on the right. This lets you quickly find the right product solution.

Outstanding in every detail

Our new DUO wall mounted receptacles offer you a whole bunch of benefits: a enclosure base with outstanding features, an practical mounting plate, and ingeniously designed combination-head screws for convenient, time-saving installation. The clever DUO lock, our X-CONTACT contact sleeve technology, a practical aperture with hinged lid, and the ability to attach a lockout-tagout padlock combine to ensure secure, simple use. The enclosure is made of a robust material to make sure that you can depend on this solution for many years to come.

IP44





IP67





Learn more about the
DUO wall mounted receptacle:

www.MENNEKES.org/wall-mounted-receptacle-DUO





Previous types (IP44)

	A	P	110 V	230 V	400 V	500 V
Wall mounted receptacle DUO						
	16	3	7010A	7002A		
	16	4		5099A	5100A	5101A
	16	5			5103A	5802A
	32	3	5743A	5696A		
	32	4	5460A	5104A	5105A	5106A
	32	5		5107A	5108A	5813A
Wall mounted receptacle DUO - auxillary contact switch						
	16	4			5100AC	





New types (IP44)

	A	P	110 V	230 V	400 V	500 V
Wall mounted receptacle DUO / DUO R						
	16	3	5601304G	5601306G		
	16	4		5601409G	5601406G	5601407G
	16	5			5601506G	5601507G
	32	3	5603304G	5603306G		
	32	4	5603404G	5603409G	5603406G	5603407G
	32	5		5603509G	5603506G	5603507G
Wall mounted receptacle DUO - auxillary contact switch						
	16	4			5601406H	

Previous types (IP67)

Wall mounted receptacle DUO						
	16	3	7011A	7012A		
	16	4		5599A	5600A	5601A
	16	5		5602A	5603A	
	32	3	5924A	5793A		
	32	4		5604A	5605A	5606A
	32	5		5607A	5608A	
Wall mounted receptacle DUO - nickel plated contacts						
	16	3		7283		
	16	4			7284	
	16	5			7285	
	32	3		7286		
	32	4			7287	
	32	5			7288	
Wall mounted receptacle DUO - auxillary contact switch						
	16	4			5600AD	
380 - 440 V						
Wall mounted receptacle DUO - nickel plated contacts						
	32	4			5792A	

New types (IP67)

Wall mounted receptacle DUO / DUO R						
	16	3	5602304G	5602306G		
	16	4		5602409G	5602406G	5602407G
	16	5		5602509G	5602506G	
	32	3	5604304G	5604306G		
	32	4		5604409G	5604406G	5604407G
	32	5		5604509G	5604506G	
Wall mounted receptacle DUO / DUO R - nickel plated contacts						
	16	3		5802306G		
	16	4			5802406G	
	16	5			5802506G	
	32	3		5804306G		
	32	4			5804406G	
	32	5			5804506G	
Wall mounted receptacle DUO - auxillary contact switch						
	16	4			5602406H	
380 - 440 V						
Wall mounted receptacle DUO R - nickel plated contacts						
	32	4			5704403G	